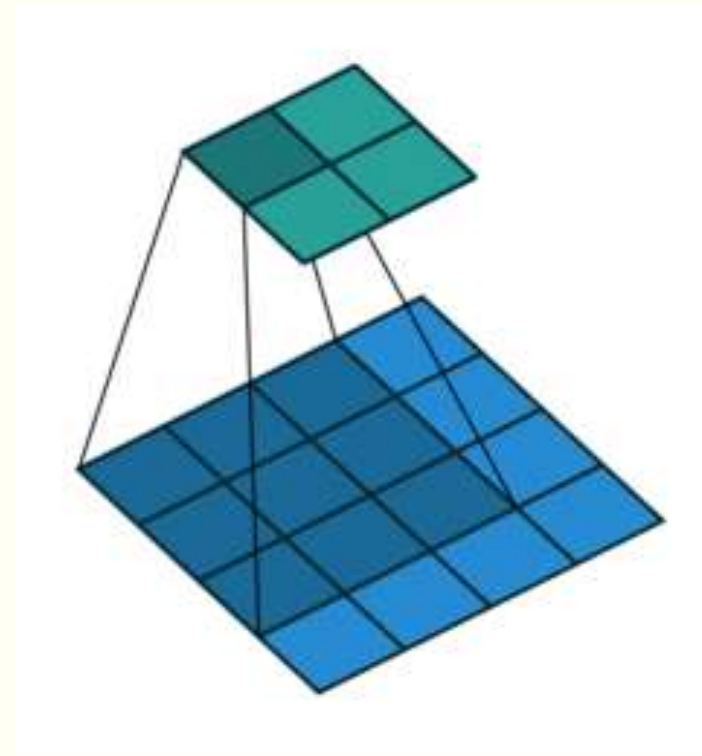


CONVOLUTIONAL NEURAL NETWORKS

**Informationsverarbeitung II:
Informationsextraktion mit Neuronalen Netzwerken**
Eduard Saller



Overview

- History
- CNN Topology Overview
- Example with step by step introduction of important terms
- CNNs for NLP
- Discussion

History



- Yann LeCun

New York University

Facebook Artificial Intelligence Research

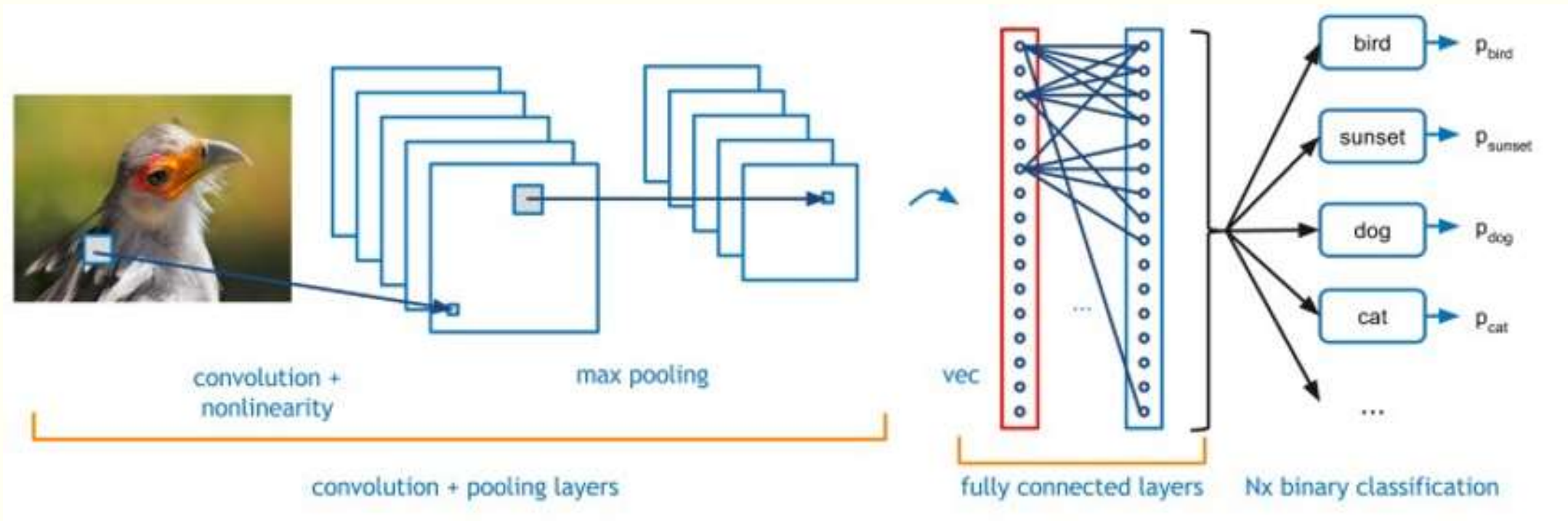


- Yoshua Bengio

Université de Montréal

- In 1995, **Yann LeCun** and **Yoshua Bengio** introduced the concept of convolutional neural networks.

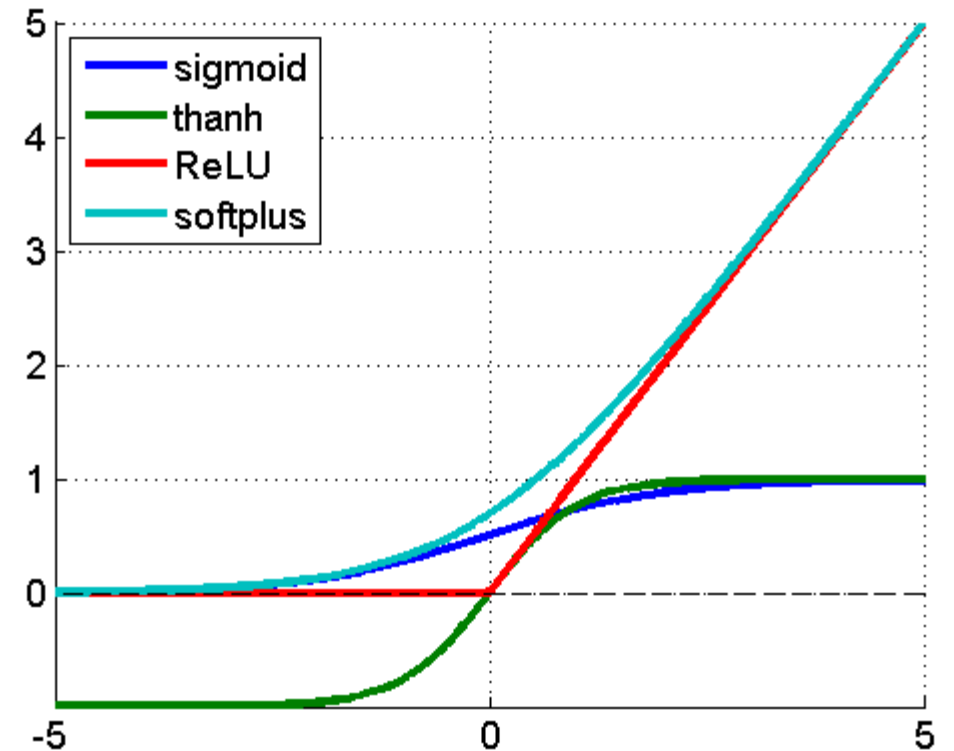
CNN Topology



Recap: Non-Linearity?


- A neural network is only non-linear if you squash the output signal from the nodes with a non-linear activation function.

=> arbitrary function approximator
- Interpreting the squashed output signal could very well be interpreted as the strength of this signal (biologically speaking)



Toy Example

A two-dimensional
array of pixels

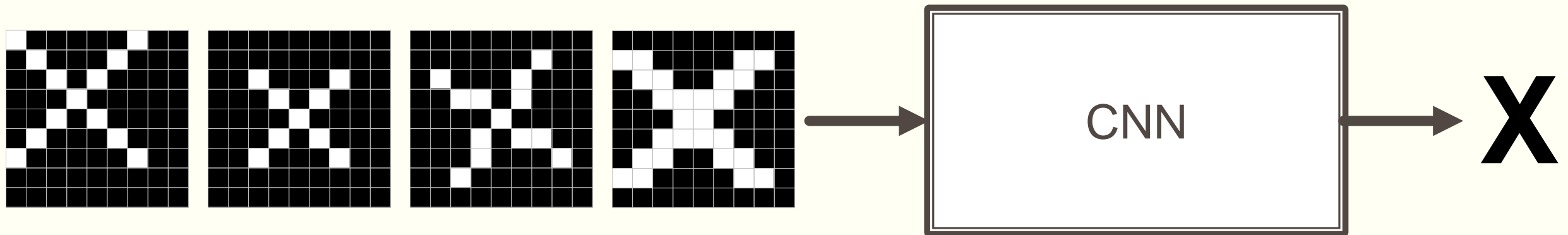


X or **O**

Toy Example



Harder to solve problem

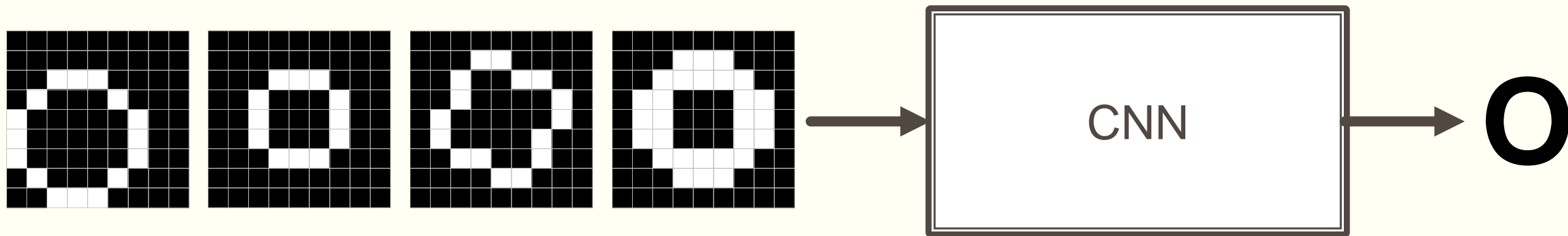


translation




scaling

rotation

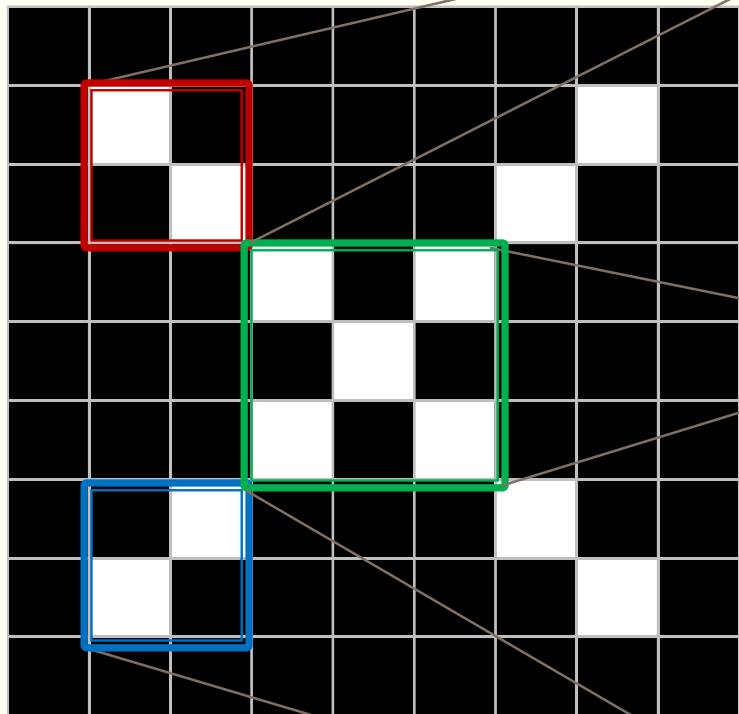
weight



How to compare?



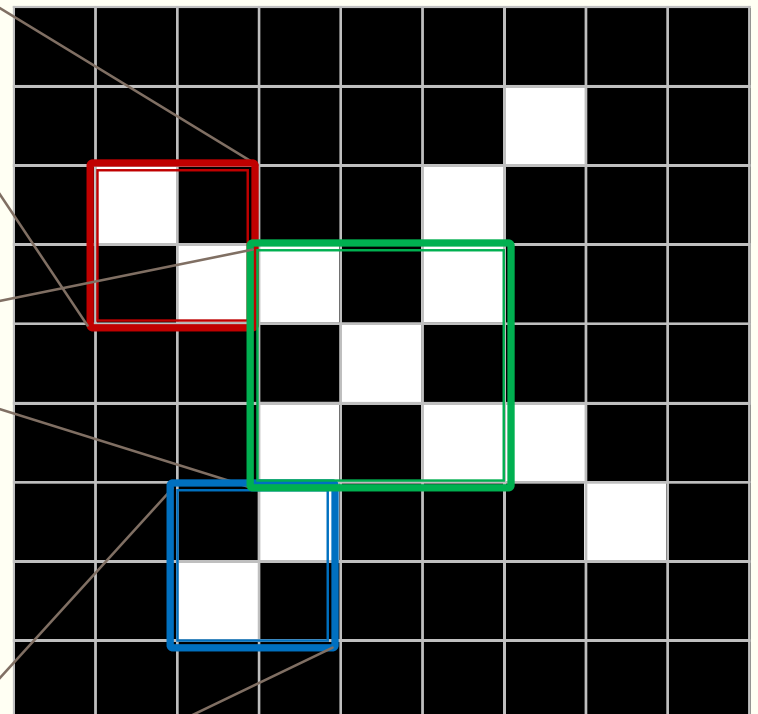
Compare smaller areas



=

=

=



Term: Filter

1	-1	-1
-1	1	-1
-1	-1	1

1	-1	1
-1	1	-1
1	-1	1

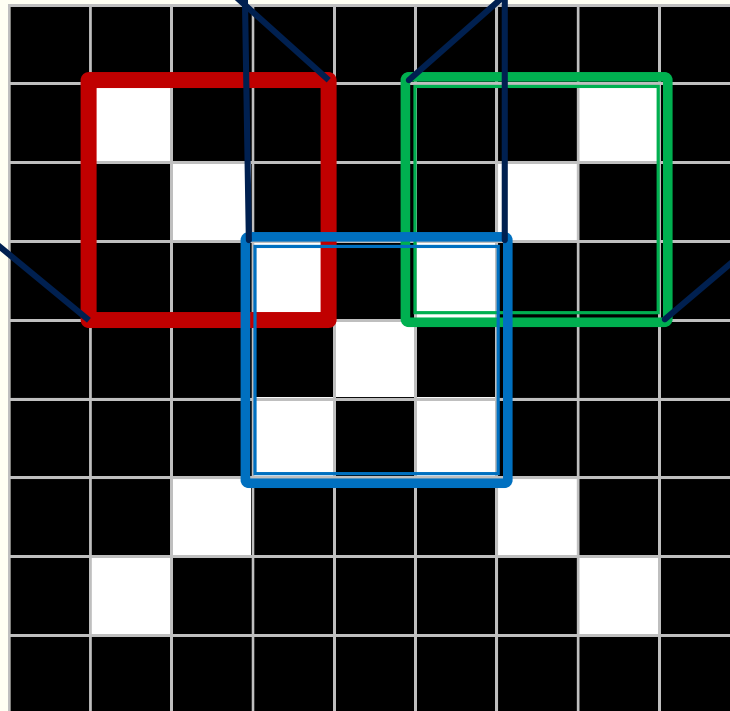
-1	-1	1
-1	1	-1
1	-1	-1

Term: Filter

1	-1	-1
-1	1	-1
-1	-1	1

1	-1	1
-1	1	-1
1	-1	1

-1	-1	1
-1	1	-1
1	-1	-1



Term: Convolution

1 _{x1}	1 _{x0}	1 _{x1}	0	0
0 _{x0}	1 _{x1}	1 _{x0}	1	0
0 _{x1}	0 _{x0}	1 _{x1}	1	1
0	0	1	1	0
0	1	1	0	0

Image

4		

Convolved
Feature

- Used filters to create a **filter layer** based on the input
- Yellow area: counts all ones that are part of ist diagonal
 - Green area: input features

-1	-1	-1	-1	-1	-1	-1	-1	-1
-1	1	-1	-1	-1	-1	-1	1	-1
-1	-1	1	-1	-1	-1	1	-1	-1
-1	-1	-1	1	-1	1	-1	-1	-1
-1	-1	-1	-1	1	-1	-1	-1	-1
-1	-1	1	-1	-1	1	-1	-1	-1
-1	1	-1	-1	-1	-1	-1	1	-1
-1	-1	-1	-1	-1	-1	-1	-1	-1



1	-1	-1
-1	1	-1
-1	-1	1

=

0.77	-0.11	0.11	0.33	0.55	-0.11	0.33
-0.11	1.00	-0.11	0.33	-0.11	0.11	-0.11
0.11	-0.11	1.00	-0.33	0.11	-0.11	0.55
0.33	0.33	-0.33	0.55	-0.33	0.33	0.33
0.55	-0.11	0.11	-0.33	1.00	-0.11	0.11
-0.11	0.11	-0.11	0.33	-0.11	1.00	-0.11
0.33	-0.11	0.55	0.33	0.11	-0.11	0.77

-1	-1	-1	-1	-1	-1	-1	-1	-1
-1	1	-1	-1	-1	-1	-1	1	-1
-1	-1	1	-1	-1	-1	1	-1	-1
-1	-1	-1	1	-1	1	-1	-1	-1
-1	-1	-1	-1	1	-1	-1	-1	-1
-1	-1	1	-1	-1	1	-1	-1	-1
-1	1	-1	-1	-1	-1	-1	1	-1
-1	-1	-1	-1	-1	-1	-1	-1	-1



1	-1	1
-1	1	-1
1	-1	1

=

0.33	-0.55	0.11	-0.11	0.11	-0.55	0.33
-0.55	0.55	-0.55	0.33	-0.55	0.55	-0.55
0.11	-0.55	0.55	-0.77	0.55	-0.55	0.11
-0.11	0.33	-0.77	1.00	-0.77	0.33	-0.11
0.11	-0.55	0.55	-0.77	0.55	-0.55	0.11
-0.55	0.55	-0.55	0.33	-0.55	0.55	-0.55
0.33	-0.55	0.11	-0.11	0.11	-0.55	0.33

-1	-1	-1	-1	-1	-1	-1	-1	-1
-1	1	-1	-1	-1	-1	-1	1	-1
-1	-1	1	-1	-1	-1	1	-1	-1
-1	-1	-1	1	-1	1	-1	-1	-1
-1	-1	-1	-1	1	-1	-1	-1	-1
-1	-1	1	-1	-1	1	-1	-1	-1
-1	1	-1	-1	-1	-1	-1	1	-1
-1	-1	-1	-1	-1	-1	-1	-1	-1

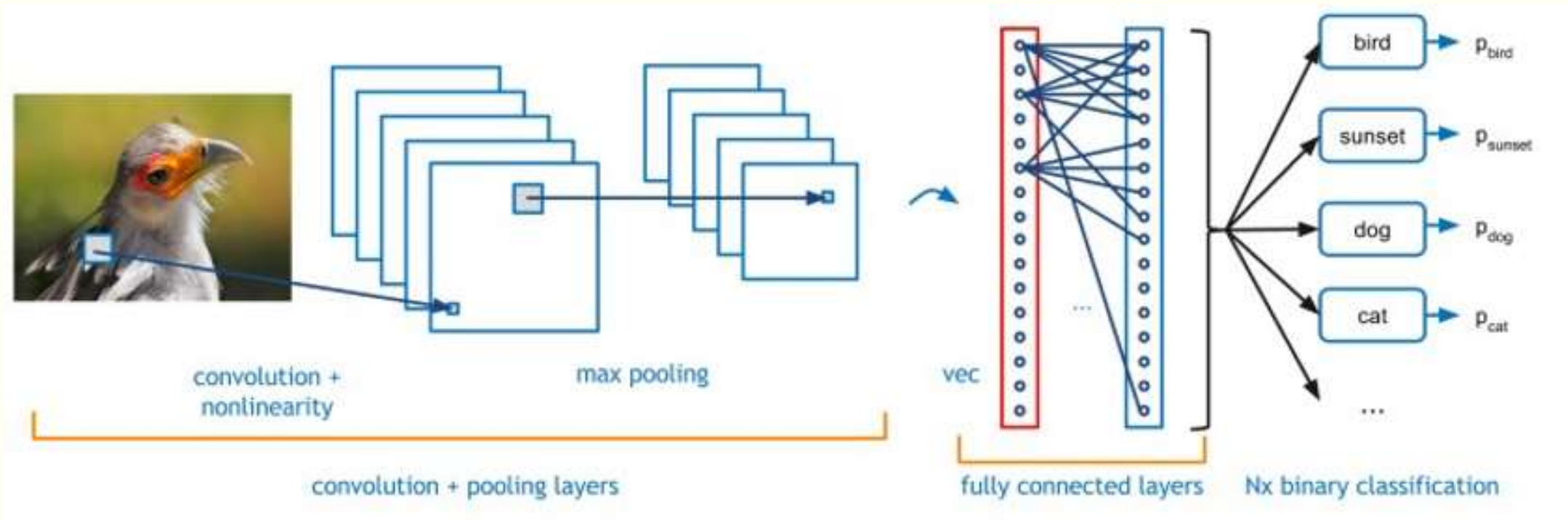


-1	-1	1
-1	1	-1
1	-1	-1

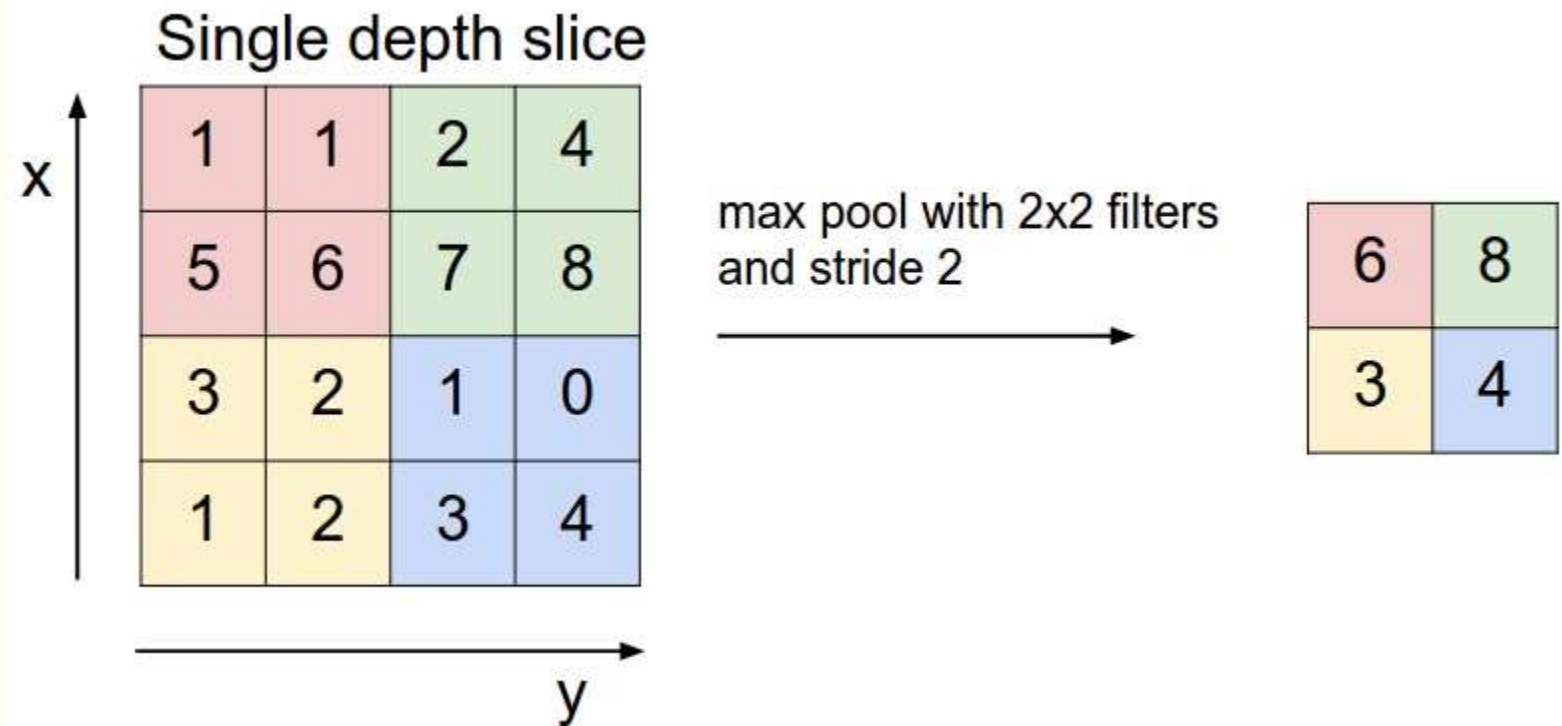
=

0.33	-0.11	0.55	0.33	0.11	-0.11	0.77
-0.11	0.11	-0.11	0.33	-0.11	1.00	-0.11
0.55	-0.11	0.11	-0.33	1.00	-0.11	0.11
0.33	0.33	-0.33	0.55	-0.33	0.33	0.33
0.11	-0.11	1.00	-0.33	0.11	-0.11	0.55
-0.11	1.00	-0.11	0.33	-0.11	0.11	-0.11
0.77	-0.11	0.11	0.33	0.55	-0.11	0.33

Recap: CNN Topology



Term: Pooling Layers



0.77	-0.11	0.11	0.33	0.55	-0.11	0.33
-0.11	1.00	-0.11	0.33	-0.11	0.11	-0.11
0.11	-0.11	1.00	-0.33	0.11	-0.11	0.55
0.33	0.33	-0.33	0.55	-0.33	0.33	0.33
0.55	-0.11	0.11	-0.33	1.00	-0.11	0.11
-0.11	0.11	-0.11	0.33	-0.11	1.00	-0.11
0.33	-0.11	0.55	0.33	0.11	-0.11	0.77



1.00	0.33	0.55	0.33
0.33	1.00	0.33	0.55
0.55	0.33	1.00	0.11
0.33	0.55	0.11	0.77

0.33	-0.55	0.11	-0.11	0.11	-0.55	0.33
-0.55	0.55	-0.55	0.33	-0.55	0.55	-0.55
0.11	-0.55	0.55	-0.77	0.55	-0.55	0.11
-0.11	0.33	-0.77	1.00	-0.77	0.33	-0.11
0.11	-0.55	0.55	-0.77	0.55	-0.55	0.11
-0.55	0.55	-0.55	0.33	-0.55	0.55	-0.55
0.33	-0.55	0.11	-0.11	0.11	-0.55	0.33



0.55	0.33	0.55	0.33
0.33	1.00	0.55	0.11
0.55	0.55	0.55	0.11
0.33	0.11	0.11	0.33




0.33	-0.11	0.55	0.33	0.11	-0.11	0.77
-0.11	0.11	-0.11	0.33	-0.11	1.00	-0.11
0.55	-0.11	0.11	-0.33	1.00	-0.11	0.11
0.33	0.33	-0.33	0.55	-0.33	0.33	0.33
0.11	-0.11	1.00	-0.33	0.11	-0.11	0.55
-0.11	1.00	-0.11	0.33	-0.11	0.11	-0.11
0.77	-0.11	0.11	0.33	0.55	-0.11	0.33



0.33	0.55	1.00	0.77
0.55	0.55	1.00	0.33
1.00	1.00	0.11	0.55
0.77	0.33	0.55	0.33

Stacking

-1	-1	-1	-1	-1	-1	-1	-1	-1
-1	1	-1	-1	-1	-1	-1	1	-1
-1	-1	1	-1	-1	-1	1	-1	-1
-1	-1	-1	1	-1	1	-1	-1	-1
-1	-1	-1	-1	1	-1	-1	-1	-1
-1	-1	-1	1	-1	1	-1	-1	-1
-1	-1	1	-1	-1	-1	1	-1	-1
-1	1	-1	-1	-1	-1	-1	1	-1
-1	-1	-1	-1	-1	-1	-1	-1	-1



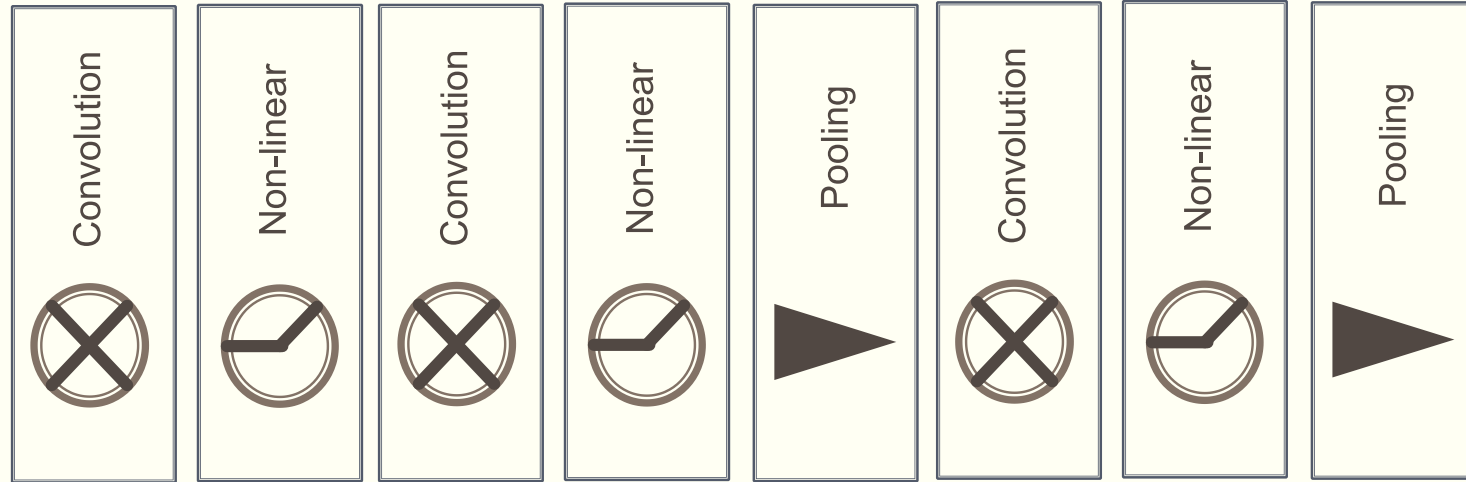
1.00	0.33	0.55	0.33
0.33	1.00	0.33	0.55
0.55	0.33	1.00	0.11
0.33	0.55	0.11	0.77

0.55	0.33	0.55	0.33
0.33	1.00	0.55	0.11
0.55	0.55	0.55	0.11
0.33	0.11	0.11	0.33

0.33	0.55	1.00	0.77
0.55	0.55	1.00	0.33
1.00	1.00	0.11	0.55
0.77	0.33	0.55	0.33

Stacking

-1	-1	-1	-1	-1	-1	-1	-1	-1	-1
-1	1	-1	-1	-1	-1	-1	1	-1	-1
-1	-1	1	-1	-1	-1	1	-1	-1	-1
-1	-1	-1	1	-1	1	-1	-1	-1	-1
-1	-1	-1	-1	1	-1	-1	-1	-1	-1
-1	-1	1	-1	-1	-1	1	-1	-1	-1
-1	1	-1	-1	-1	-1	-1	1	-1	-1
-1	-1	-1	-1	-1	-1	-1	-1	-1	-1



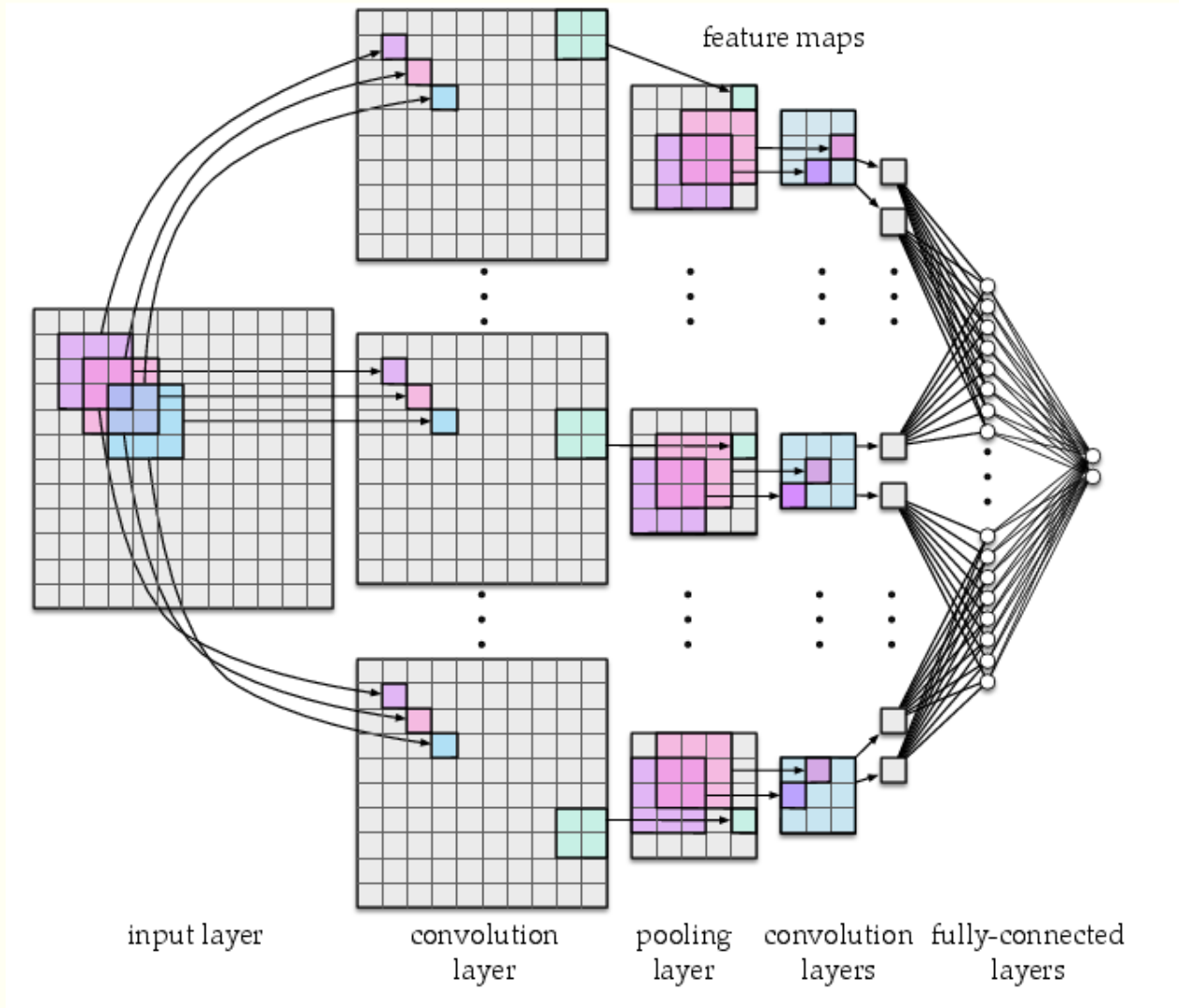
1.00	0.55
0.55	1.00

1.00	0.55
0.55	0.55

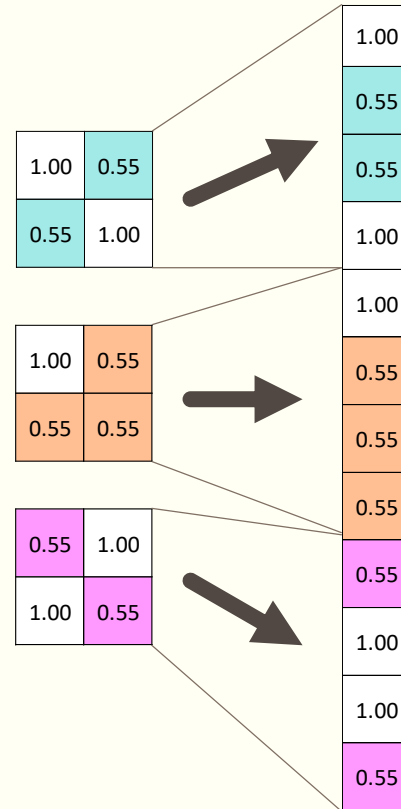
0.55	1.00
1.00	0.55

Term: fully-connected layer

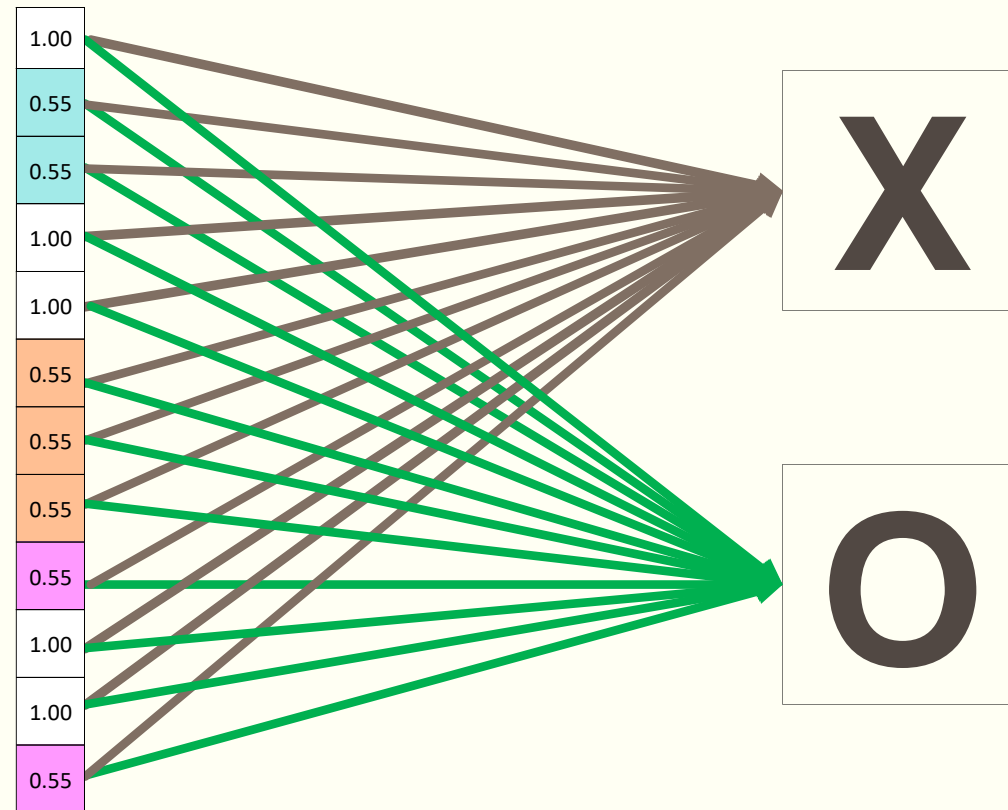
- takes an input volume and outputs an N dimensional vector



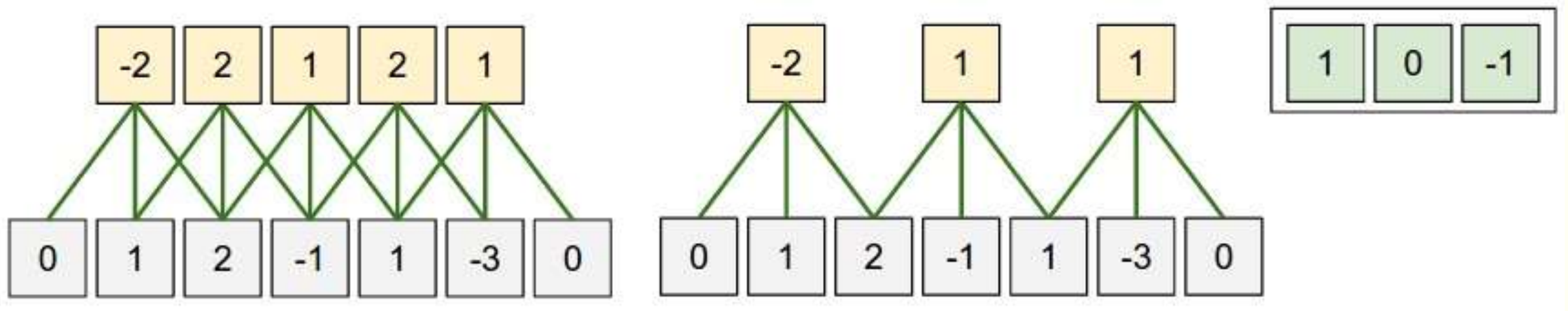
Toy example: fully-connected layer



fully-connected layer => Voting on an answer

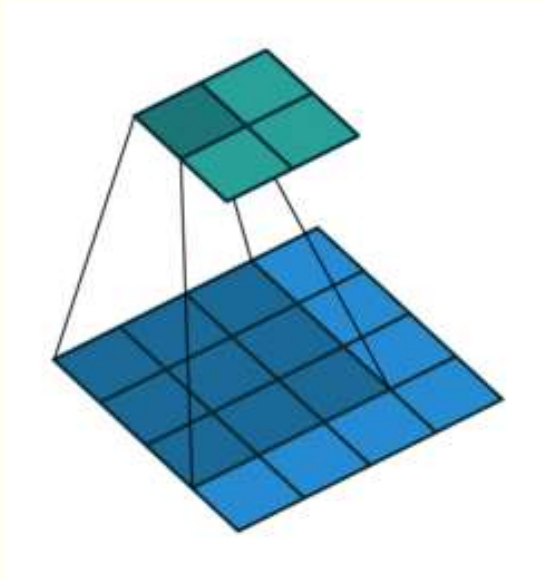


Term: Strides

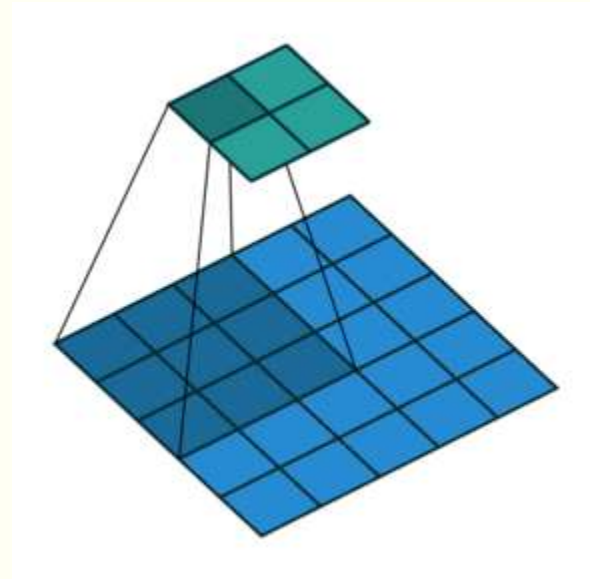


<http://cs231n.github.io/convolutional-networks/>

Term: Strides

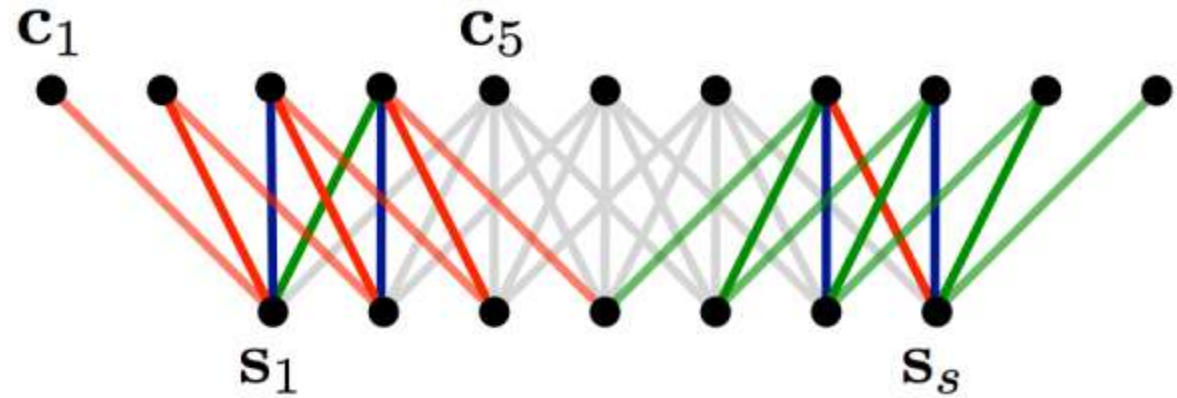
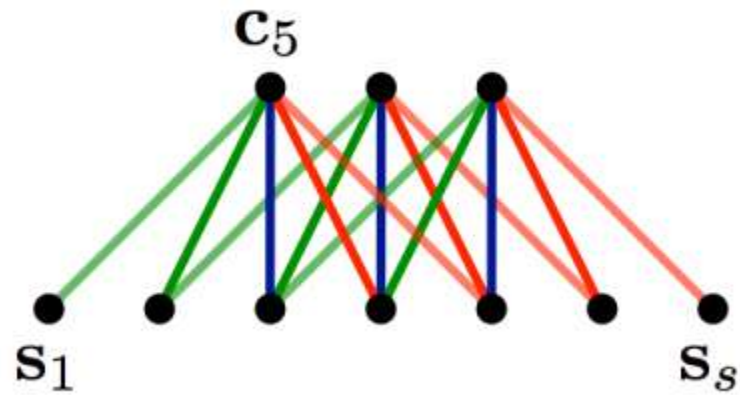


without strides



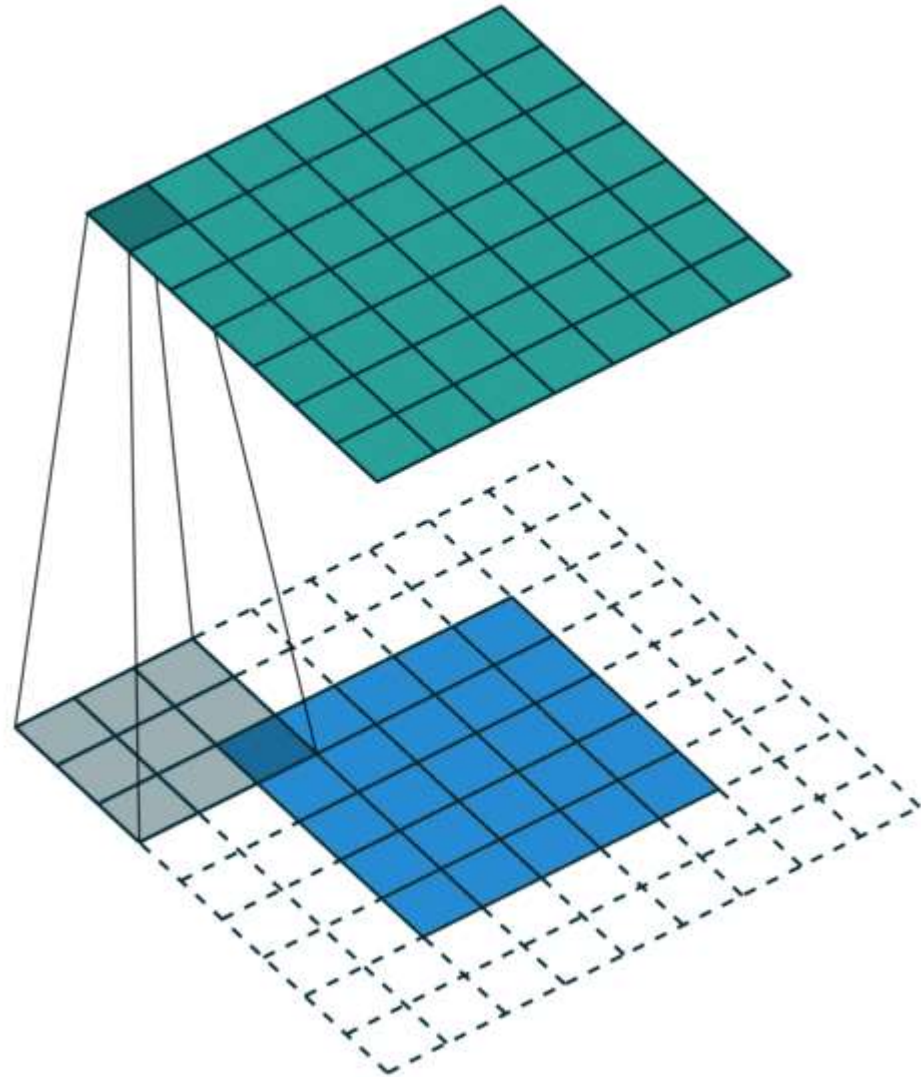
with strides

Term: Padding



A Convolutional Neural Network for Modelling Sentences (2014)

Term: Padding

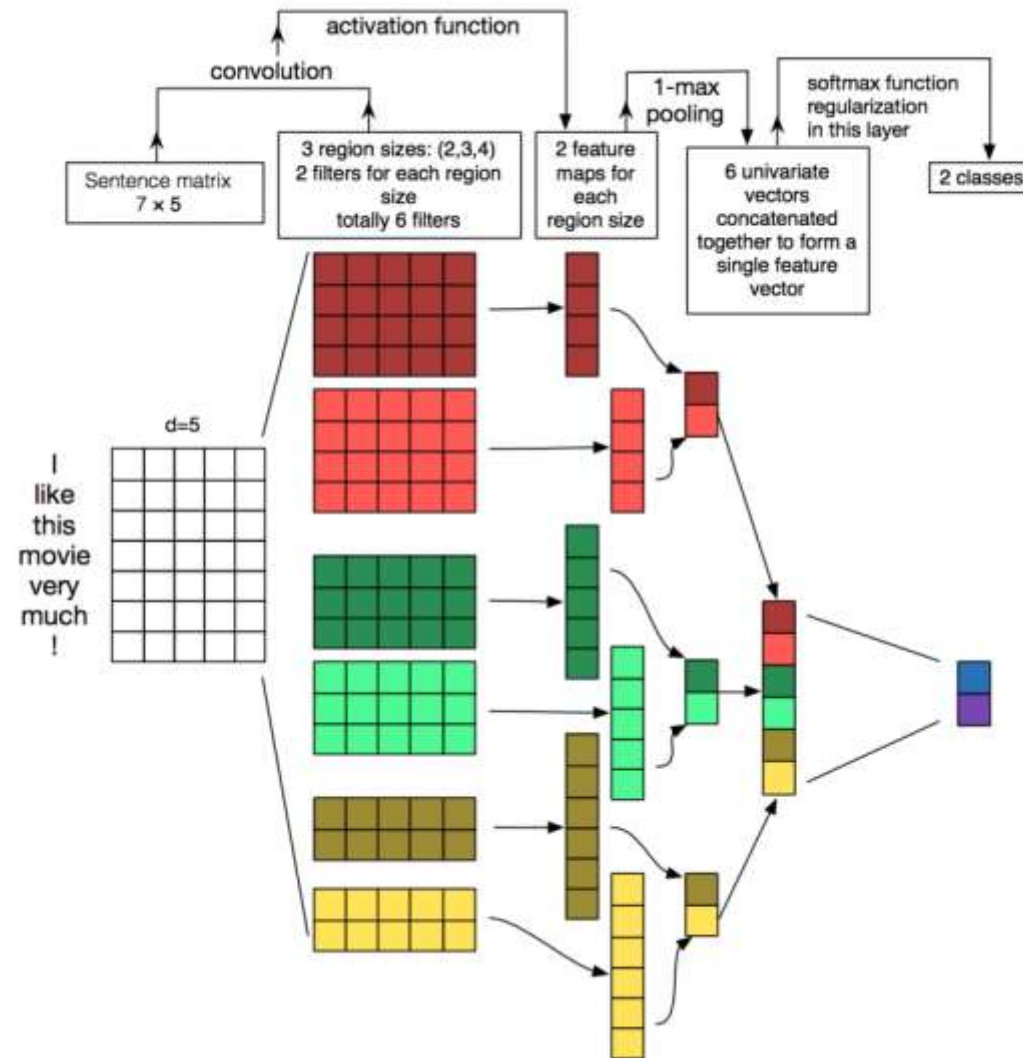


NLP: What area would be good fits

classifications tasks, such as:

- Sentiment Analysis
- Spam Detection
- Topic Categorization

NLP



References

- [1] [Kim, Y. \(2014\). Convolutional Neural Networks for Sentence Classification. Proceedings of the 2014 Conference on Empirical Methods in Natural Language Processing \(EMNLP 2014\), 1746–1751.](#)
- [2] [Kalchbrenner, N., Grefenstette, E., & Blunsom, P. \(2014\). A Convolutional Neural Network for Modelling Sentences. Acl, 655–665.](#)
- [3] [Santos, C. N. dos, & Gatti, M. \(2014\). Deep Convolutional Neural Networks for Sentiment Analysis of Short Texts. In COLING-2014 \(pp. 69–78\).](#)
- [4] [Johnson, R., & Zhang, T. \(2015\). Effective Use of Word Order for Text Categorization with Convolutional Neural Networks. To Appear: NAACL-2015, \(2011\).](#)
- [5] [Johnson, R., & Zhang, T. \(2015\). Semi-supervised Convolutional Neural Networks for Text Categorization via Region Embedding.](#)
- [6] [Wang, P., Xu, J., Xu, B., Liu, C., Zhang, H., Wang, F., & Hao, H. \(2015\). Semantic Clustering and Convolutional Neural Network for Short Text Categorization. Proceedings ACL 2015, 352–357.](#)
- [7] [Zhang, Y., & Wallace, B. \(2015\). A Sensitivity Analysis of \(and Practitioners' Guide to\) Convolutional Neural Networks for Sentence Classification.](#)
- [8] [Nguyen, T. H., & Grishman, R. \(2015\). Relation Extraction: Perspective from Convolutional Neural Networks. Workshop on Vector Modeling for NLP, 39–48.](#)
- [9] [Sun, Y., Lin, L., Tang, D., Yang, N., Ji, Z., & Wang, X. \(2015\). Modeling Mention , Context and Entity with Neural Networks for Entity Disambiguation, \(Ijcai\), 1333–1339.](#)

References

- [10] [Zeng, D., Liu, K., Lai, S., Zhou, G., & Zhao, J. \(2014\). Relation Classification via Convolutional Deep Neural Network. Coling, \(2011\), 2335–2344.](#)
- [11] [Gao, J., Pantel, P., Gamon, M., He, X., & Deng, L. \(2014\). Modeling Interestingness with Deep Neural Networks.](#)
- [12] [Shen, Y., He, X., Gao, J., Deng, L., & Mesnil, G. \(2014\). A Latent Semantic Model with Convolutional-Pooling Structure for Information Retrieval. Proceedings of the 23rd ACM International Conference on Conference on Information and Knowledge Management – CIKM '14, 101–110.](#)
- [13] [Weston, J., & Adams, K. \(2014\). # T A G S P A C E : Semantic Embeddings from Hashtags, 1822–1827.](#)
- [14] [Brandon Roher, Toy example](#)
- [15] [Santos, C., & Zadrozny, B. \(2014\). Learning Character-level Representations for Part-of-Speech Tagging. Proceedings of the 31st International Conference on Machine Learning, ICML-14\(2011\), 1818–1826.](#)
- [16] [Zhang, X., Zhao, J., & LeCun, Y. \(2015\). Character-level Convolutional Networks for Text Classification, 1–9.](#)
- [17] [Zhang, X., & LeCun, Y. \(2015\). Text Understanding from Scratch. arXiv E-Prints, 3, 011102.](#)
- [18] [Kim, Y., Jernite, Y., Sontag, D., & Rush, A. M. \(2015\). Character-Aware Neural Language Models.](#)